



# 2010-2011 GMT Reports for District (or Undistricted) **District 411 B TANZANIA**

GMT: **MANOJ SHAH**

Location: **TANZANIA**

GMT CA: **6**

## CLUBS

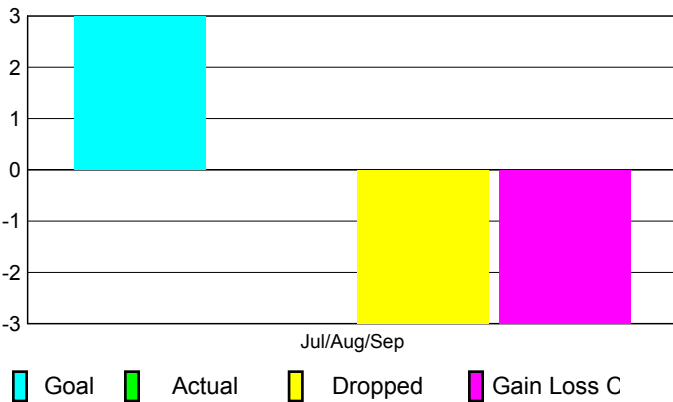
**Club Results**  
2010-2011

**Clubs**  
2009-2010

Month	New Club Goal	Actual New Clubs	Actual Dropped Clubs	Gain/Loss of Clubs	Gain/Loss of Clubs
Jul/Aug/Sep	3	0	-3	-3	-1
<b>Totals</b>	<b>3</b>	<b>0</b>	<b>-3</b>	<b>-3</b>	<b>-1</b>

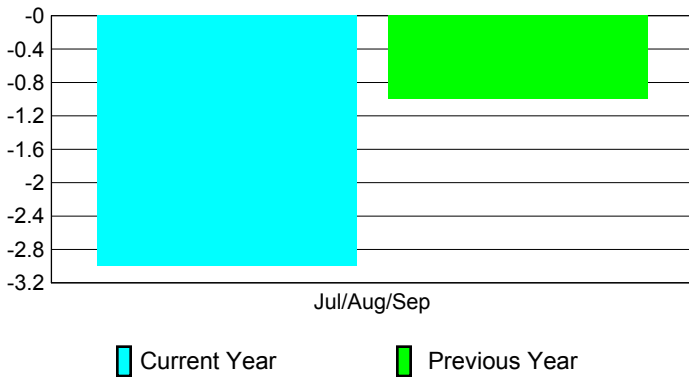
### Club Results 2010-2011

Goal, New, Dropped, Gain/Loss




### Comparison of Club Gain/Loss

Current Year Compared to the Previous Year



### YTD Status Quo Clubs 2010-2011

Status Quo Clubs Compared to Status Quo Members



## MEMBERSHIP

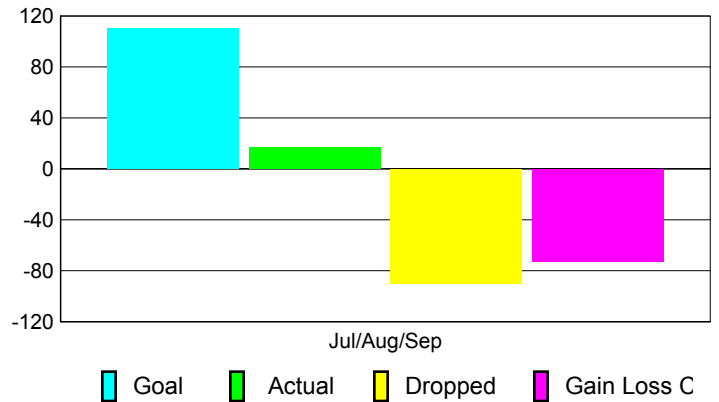
**Membership Results**  
2010-2011

**Membership**  
2009-2010

Month	Net Memb Goal	Actual New Memb	Actual Dropped Memb	Gain/Loss of Memb	Gain/Loss of Memb
Jul/Aug/Sep	110	17	-90	-73	-8
<b>Totals</b>	<b>110</b>	<b>17</b>	<b>-90</b>	<b>-73</b>	<b>-8</b>

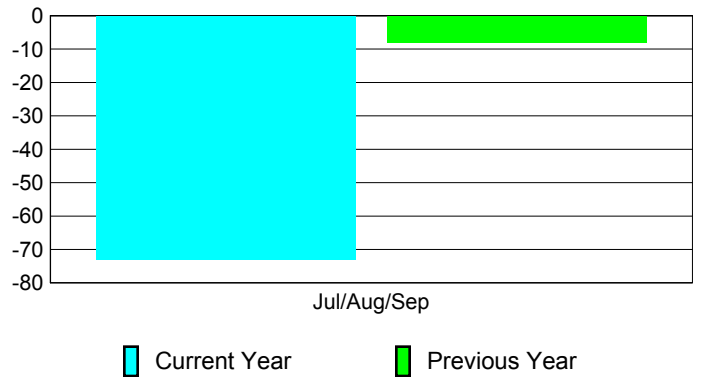
### Membership Results 2010-2011

Goal, New, Dropped, Gain/Loss

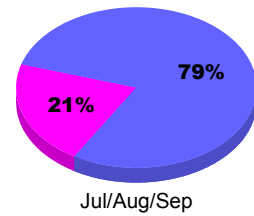


### Comparison of Membership Gain/Loss

Current Year Compared to the Previous Year



### Gender Comparison 2010-2011



Male Female



# 2010-2011 GMT Reports for District (or Undistricted) **District 411 B UGANDA**

GMT: **MANOJ SHAH**

Location: **UGANDA**

GMT CA: **6**

## CLUBS

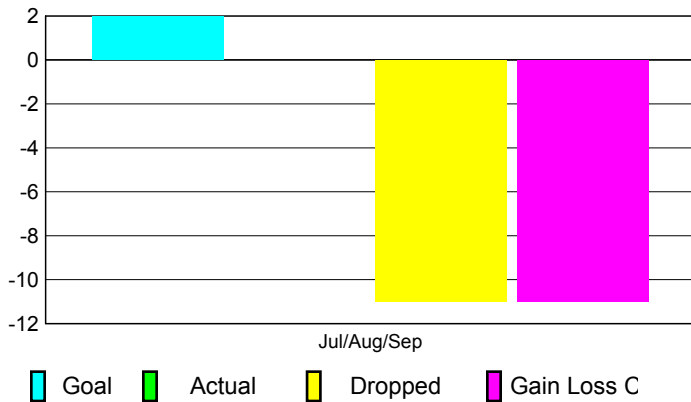
Club Results  
2010-2011

Clubs  
2009-2010

Month	New Club Goal	Actual New Clubs	Actual Dropped Clubs	Gain/Loss of Clubs	Gain/Loss of Clubs
Jul/Aug/Sep	2	0	-11	-11	-3
<b>Totals</b>	<b>2</b>	<b>0</b>	<b>-11</b>	<b>-11</b>	<b>-3</b>

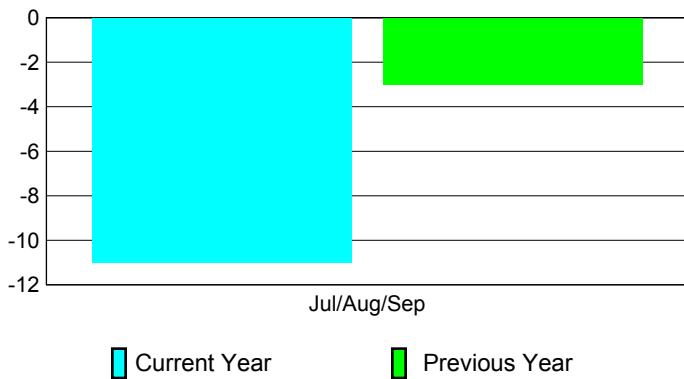
### Club Results 2010-2011

Goal, New, Dropped, Gain/Loss




### Comparison of Club Gain/Loss

Current Year Compared to the Previous Year



### YTD Status Quo Clubs 2010-2011

Status Quo Clubs Compared to Status Quo Members



## MEMBERSHIP

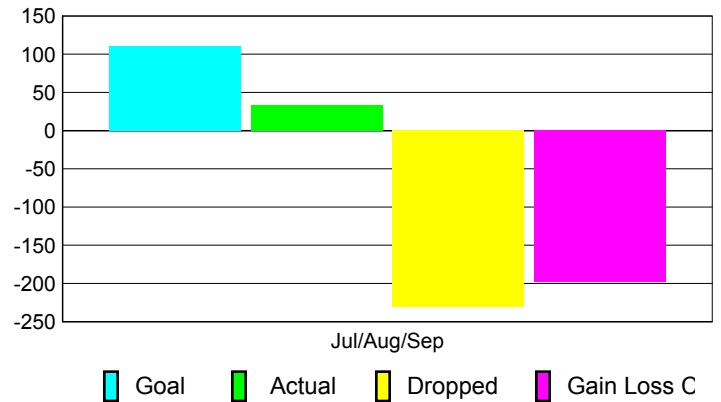
Membership Results  
2010-2011

Membership  
2009-2010

Month	Net Memb Goal	Actual New Memb	Actual Dropped Memb	Gain/Loss of Memb	Gain/Loss of Memb
Jul/Aug/Sep	110	33	-231	-198	-64
<b>Totals</b>	<b>110</b>	<b>33</b>	<b>-231</b>	<b>-198</b>	<b>-64</b>

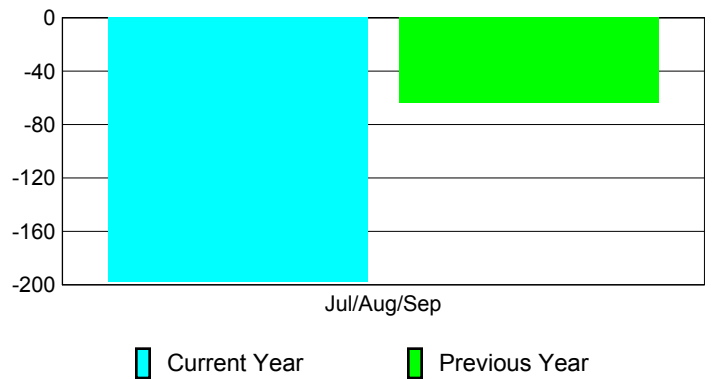
### Membership Results 2010-2011

Goal, New, Dropped, Gain/Loss

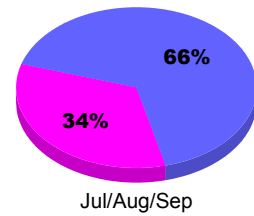


### Comparison of Membership Gain/Loss

Current Year Compared to the Previous Year



### Gender Comparison 2010-2011



■ Male      ■ Female